



Republika e Kosovës

Republika Kosovo - Republic of Kosovo

Qeveria - Vlada - Government

MINISTRIA E BUJQËSISË, PYLLTARISË DHE ZHVILLIMIT RURAL
MINISTARSTVO POLJOPRIVREDE, ŠUMARSTVA I RURALNOG RAZVOJA
MINISTRY OF AGRICULTURE, FORESTRY AND RURAL DEVELOPMENT



AGRICULTURE IN FIGURES AND NUMBERS

Agriculture in figures and numbers

Ministry of Agriculture, Forestry and Rural Development

February, 2020

Introduction

The Department of Economic Analysis and Agricultural Statistics, in close cooperation with the Master's student in the Faculty of Agriculture and Veterinary, **Agnesa Blakaj** (also an intern at DEAAS-MAFRD), has prepared the publication "Agriculture in figures and numbers" which will provide users an easy and fast access to information on the agricultural sector in the country.

Publication “Agriculture in figures and numbers” presents a selection of tables and figures for different sectors from the agricultural sector, where in order of importance it is divided into 10 chapters: Chapter I – Gross Domestic Product; II – Work and employment; III – Use of agricultural land; IV – Agricultural products; V – Privatization of agricultural land; VI – Agro-industry; VII – Livestock; VIII – Forestry; IX – Trade; X – Direct payments and grants.

Source of information for the preparation of this publication are: MAFRD organizational units, Kosovo Agency of Statistics, Agency for Agricultural Development, Forestry Agency and Privatization Agency of Kosovo.

Did you know?

GDP with the current prices of 2018 was € 6,726 mil.

Did you know?

Real growth in 2018 compared to 2017 was 3.82%.

Did you know?

The GDP per capita in 2018 was € 3,746.

Agriculture sector as a very important and strategic economic activity for our country contributes 7% to GDP.

2/3 of Kosovo's population are working-age population.

Work and
employment

The working age population is defined as those aged 15 to 64.

12.3%

Employment
rate, 2018

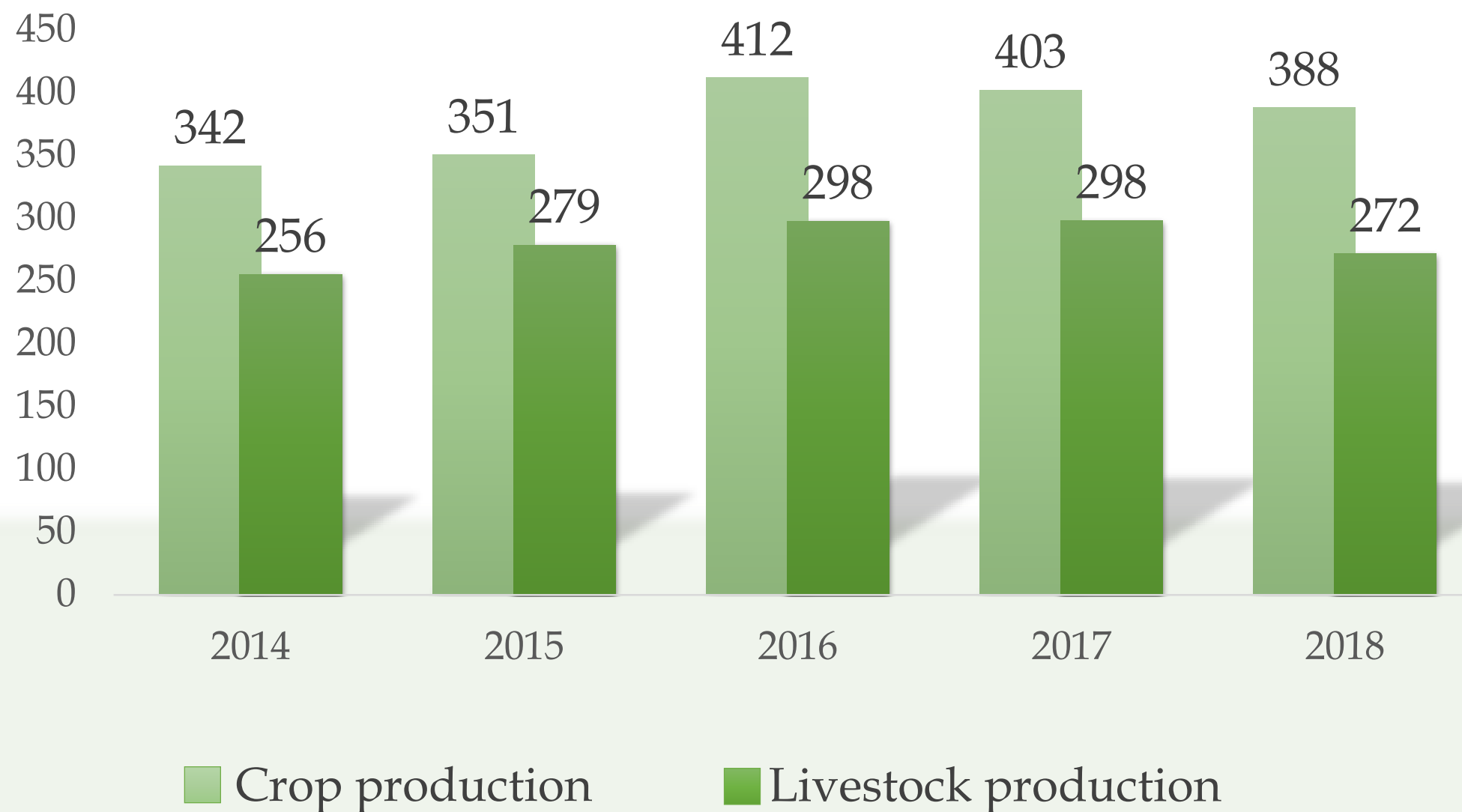
45.3%

33.4%

Unemployment
rate, 2018

28.5%

Crop and livestock production for 2014-2018, in million (EUR)





Meadows and pastures (including
joint land)

52.12 %

Arable land-field

45.00 %

Plantations of trees

1.84 %

Plantations of vineyards

0.78 %

Gardens

0.24 %

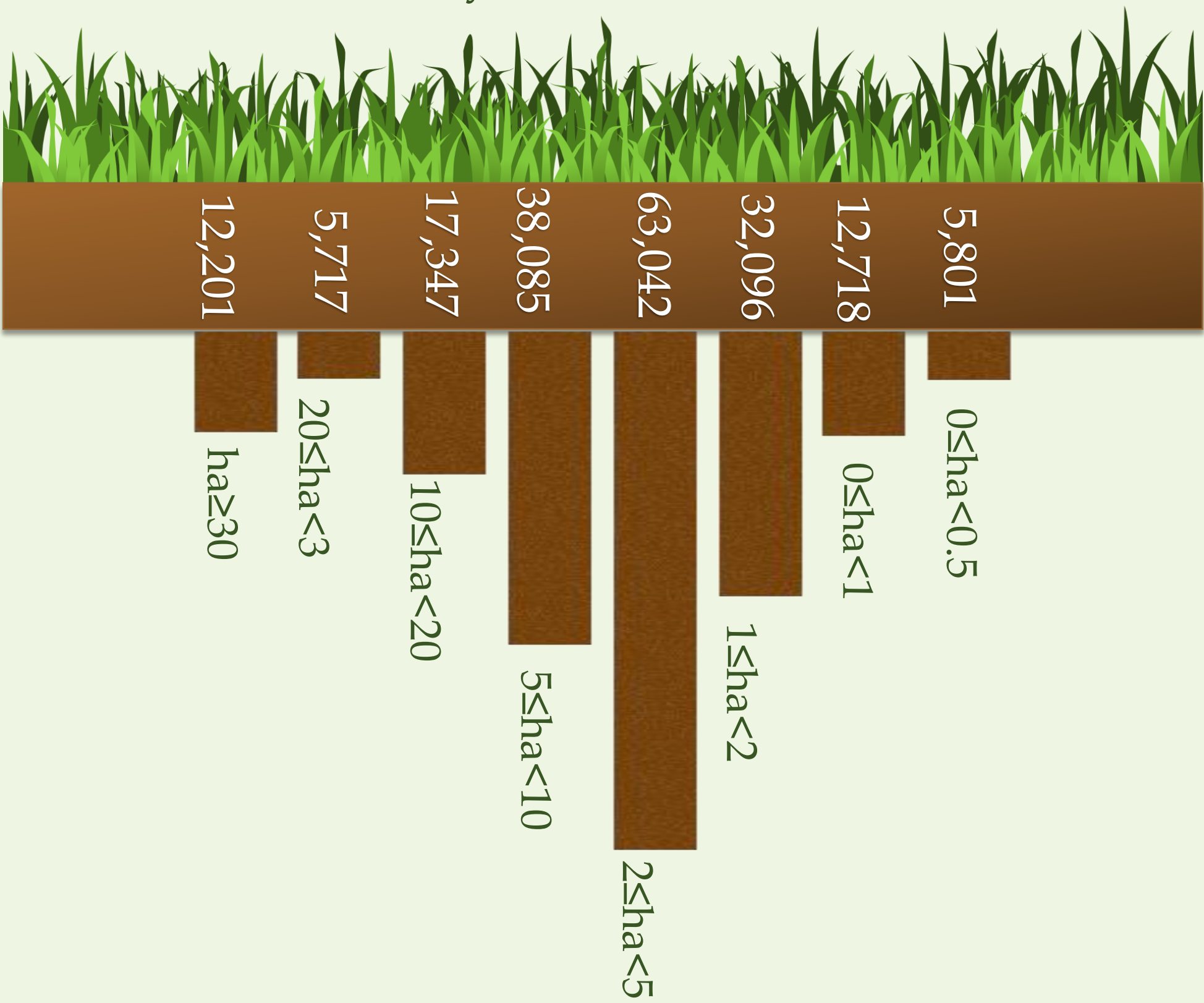
Nurseries

0.03 %

Used area of
agricultural land
2018, %

In Kosovo in
2018 the land
used for
agricultural
production was
418,581 hectares.

Farm size by surface of arable land, 2018



The area cultivated with C E R E A L S in 2018 is 123,869 ha



65%



31%

oat
barley
rye
other cereals
4%

The area cultivated with V E G E T A B L E S in 2018 is 17,886 ha



20%



17%



16%



13%

others 34%

The area cultivated with F R U I T S in 2018 in 7,922 ha



32%



23%



19%

others 26%

The area cultivated with V I N E Y A R D S in 2018 is 3,272 ha

Table grape **25%**



Vine grape **75%**

The area cultivated with FORAGE CROPS AND GREEN HARVESTED CEREALS in 2018 is **107,099 ha**



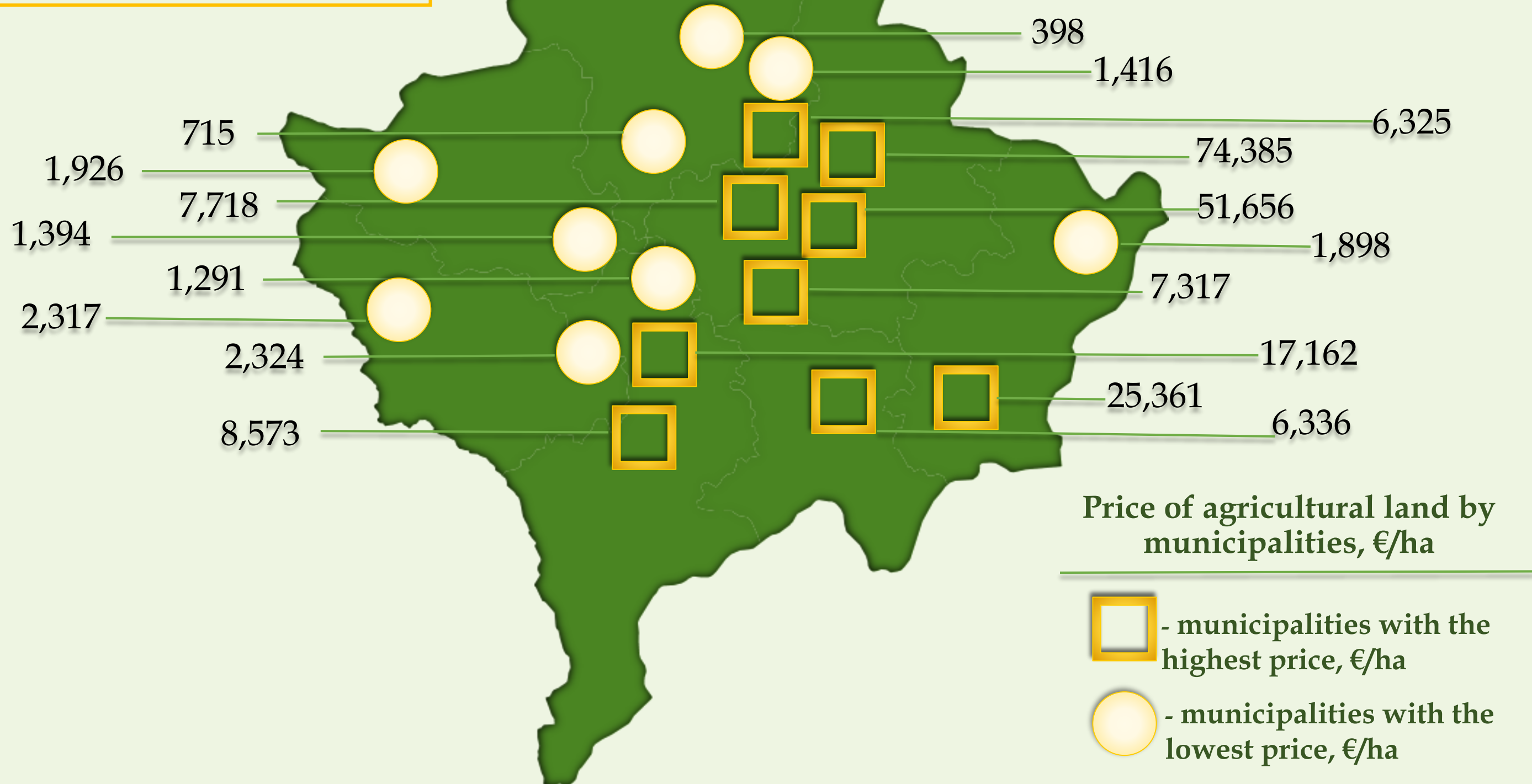
Hay

66%

Lucerne	16%
Grass	9%
Maize (green)	7%
Other green forage crops	2%

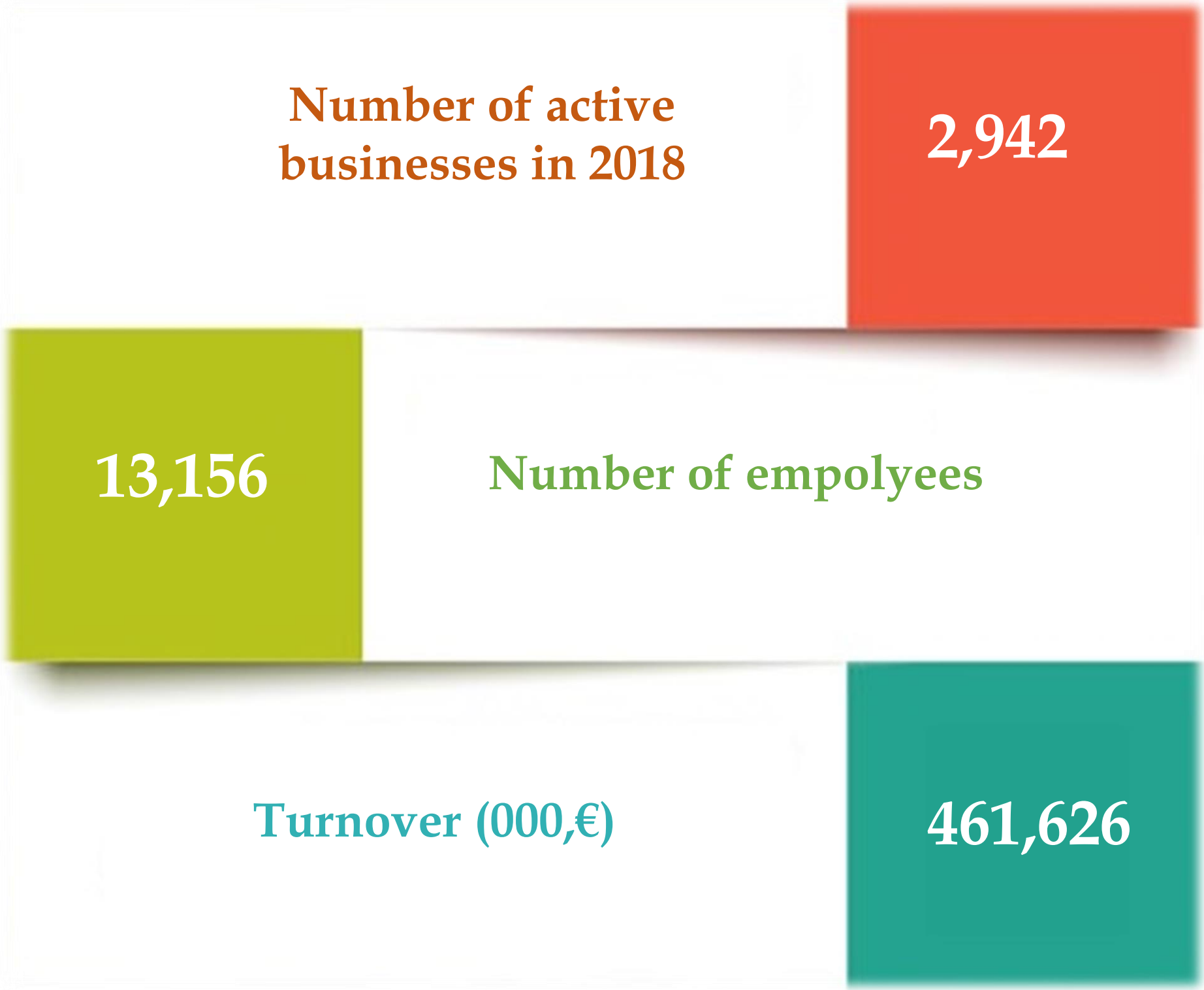
The area cultivated with I N D U S T R I A L C R O P S in 2018 is 329 ha

In the period 2004-2018, 29,528 ha of agricultural land were privatized in the total amount of € 117,071,018.



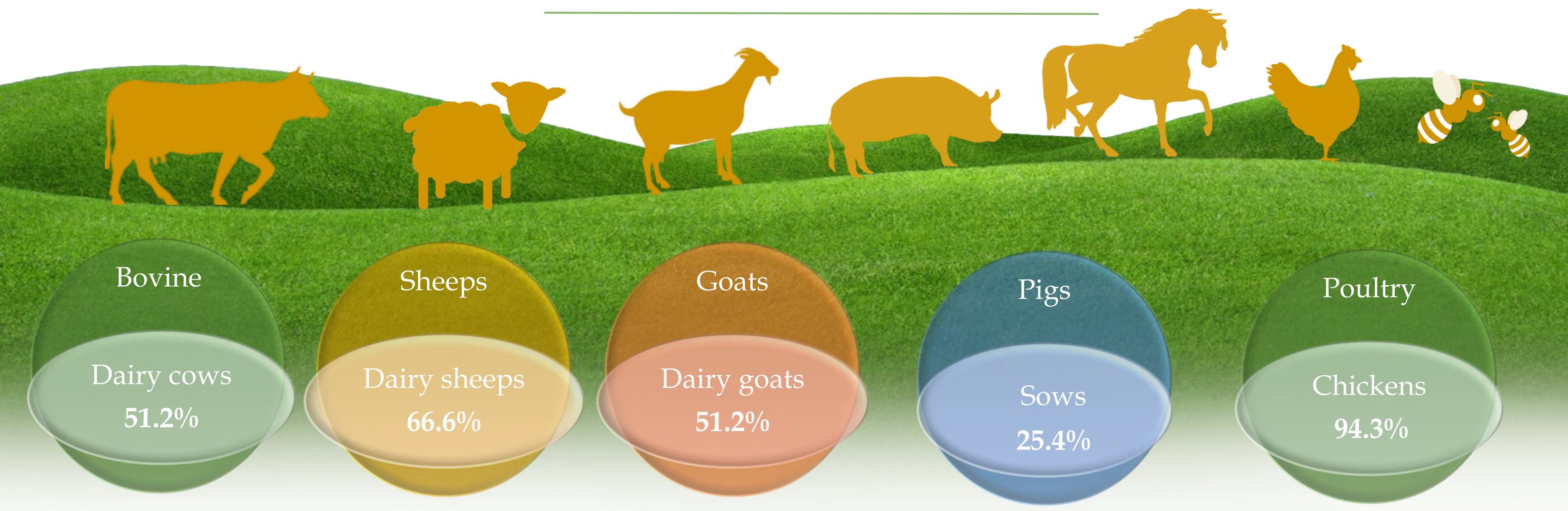
Agricultural registered activities take part with 6.4% out of the total registered economic activities during the year, whereas 93.6 % were other economic activities.

The average of employees in agriculture businesses in the period 2014-2018, was 10,085. In 2018 there was an increase of 25.9% compared to 2017.



Livestock in Kosovo, 2018

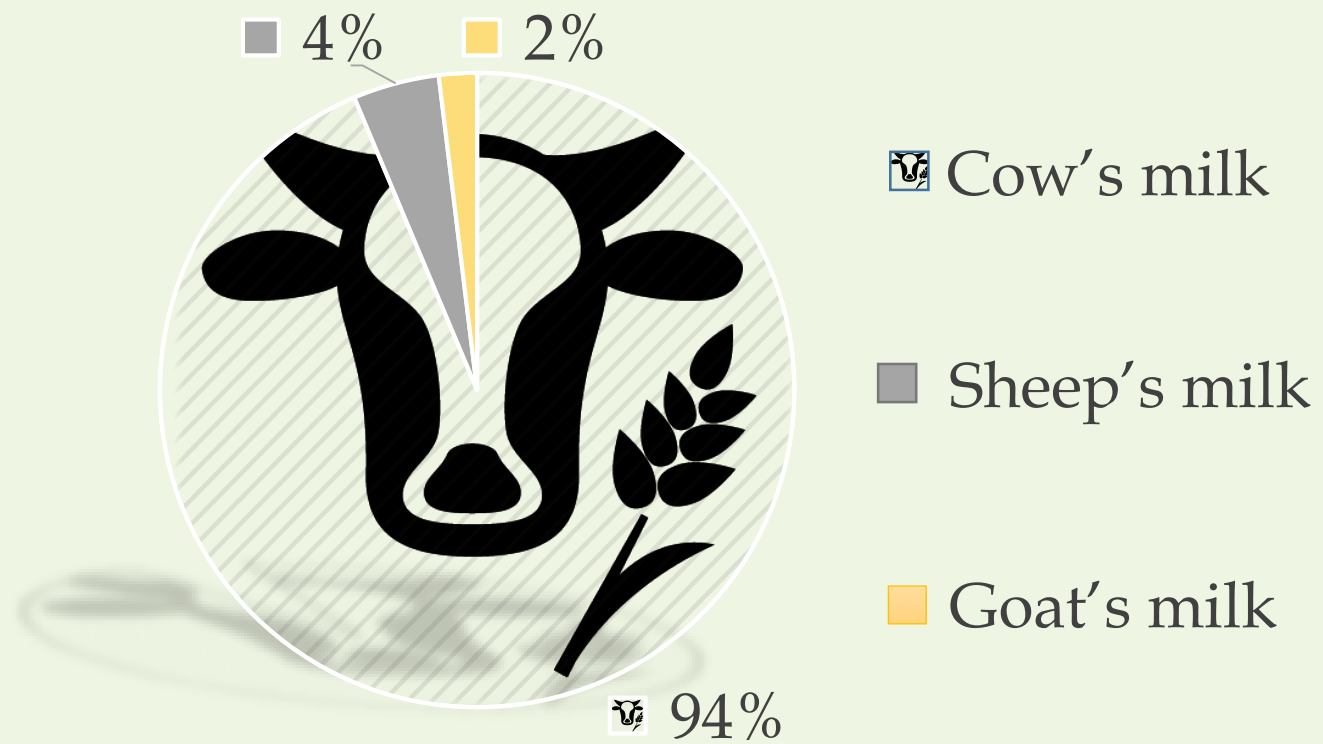
Bovine	<u>258,662</u>
Sheep	<u>181,105</u>
Goats	<u>28,703</u>
Pigs	<u>40,164</u>
Equidae	<u>1,944</u>
Poultry	<u>2,568,032</u>
Number of beehives	<u>182,476</u>



Did you know?

Milk production

Milk is the most important livestock product, in 2018 contributes with **103.2** out of a total of 131.5 million euros in livestock products.



The amount (liters)

277,599,267 liters of milk produced from 132,474 dairy cows.

The amount (liters)

14,250,209 liters of milk produced from 120,599 dairy sheep.

The amount (liters)

6,280,736 liters of milk produced from 18,901 dairy goats.



19,500 t

In 2018, beef production is estimated to be around **19,500 tons**.



315 mil.

In 2018, egg production on commercial farms is estimated to be around 213 mil. eggs, while within the households, about 102 mil. pieces are produced, resulting in a total production of **315 mil. eggs**.



2,116 t

The production of sheep and goat meat in 2018 was about **2,116 tons** of carcass weight.



2,737 t

In 2018, **2,737 tons** of honey were produced in Kosovo.




3,023 t

Chicken meat production is estimated to be around **3,023 tons**.

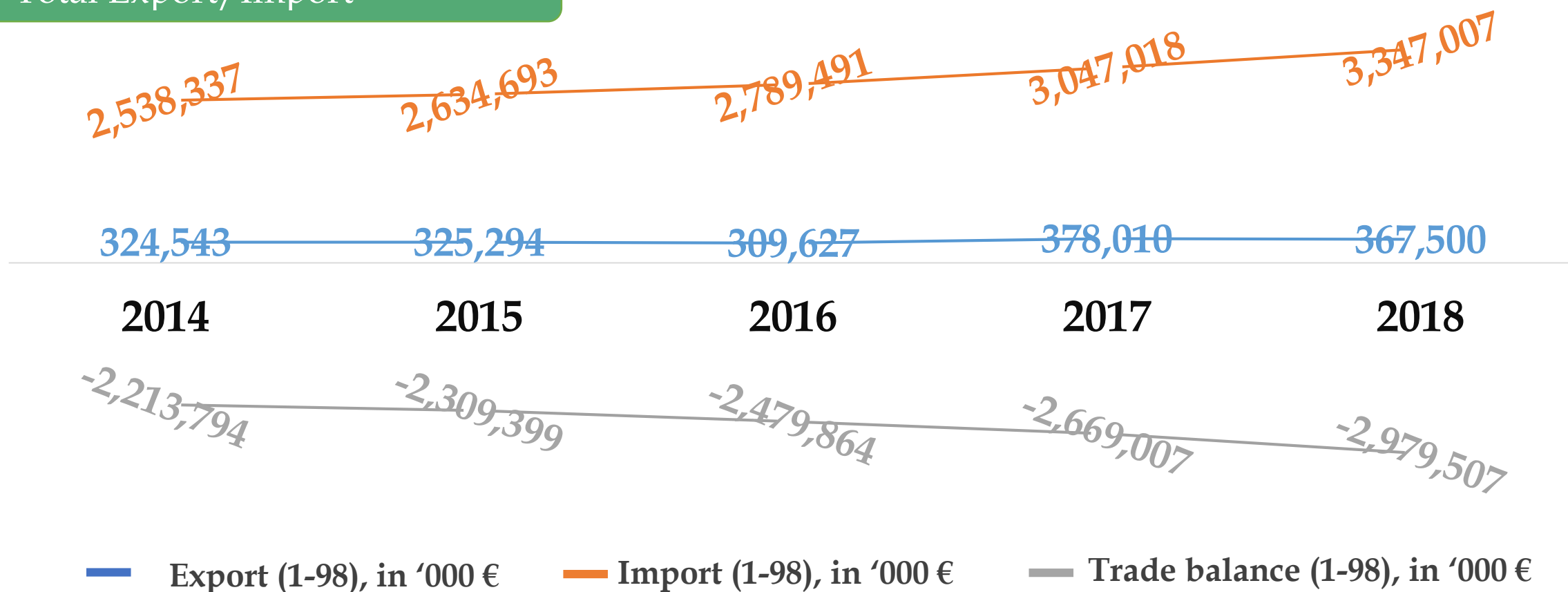
Other livestock products

Forests by ownership, ha

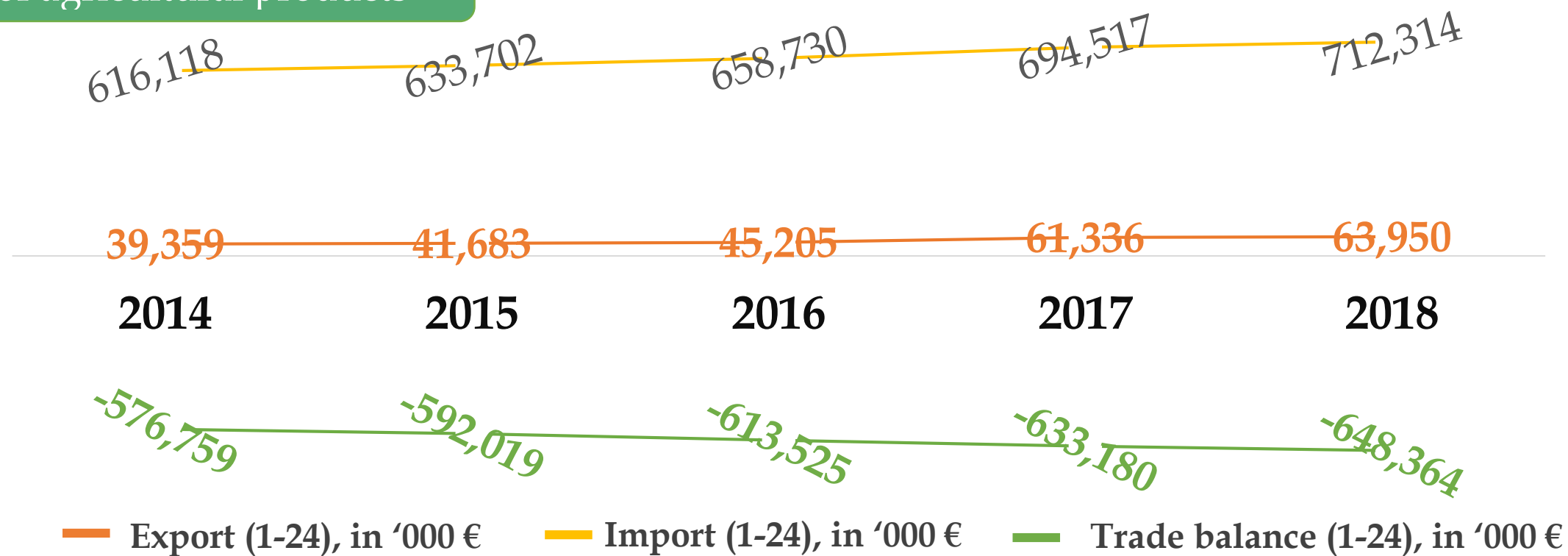
The forest area in Kosovo is **481,000 ha** (44.7% of the total area).



Total Export/Import



Export-Import of agricultural products



Export-Import of agricultural products by country groups, 2018

The total export for agricultural products in 2018 was **€ 63.9 mil.**

EXPORT (1-24)

- CEFTA 60.6%
- EU countries 32.7%
- Other countries 6.7%

IMPORT (1-24)

The total import for agricultural products in 2018 was **€ 712.3 mil.**

- EU countries 42.3%
- CEFTA 33.6%
- Other countries 24.1%

The main partners for the export of agricultural products to the EU for 2018 are:



Germany 39.6 %



Bulgaria 8.5 %



Croatia 6.9 %



Austria 6.3 %



Romania 6.2 %

Export of agricultural products to EU countries amounted to € 20.9 mil. in 2018

The main partners for imports of agricultural products in the EU for 2018 are:



Germany 16.6 %



Poland 15.9 %



Italy 13.3 %



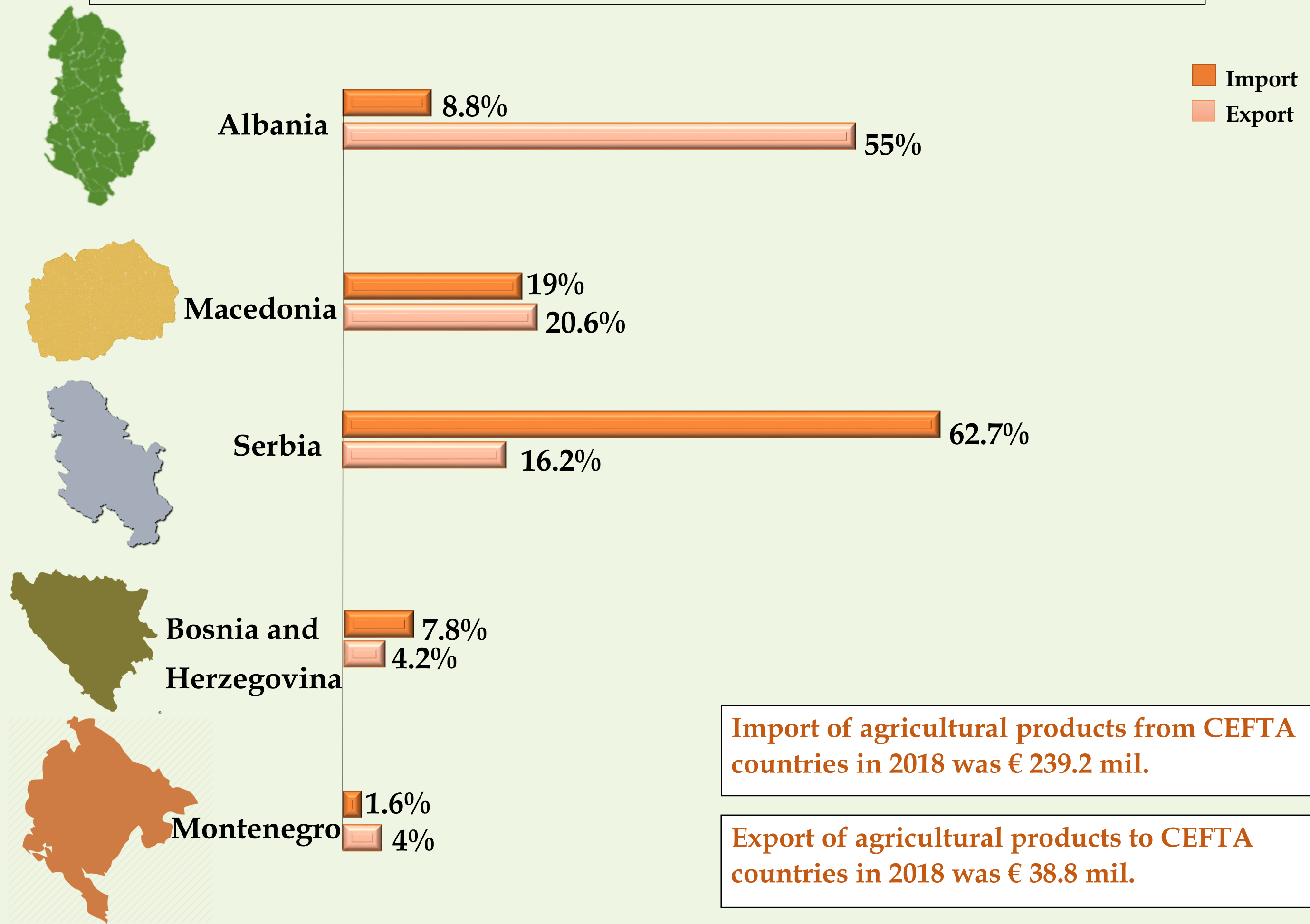
Croatia 10 %



Slovenia 8.6 %


In 2018 the value of imports from EU countries was € 301.1 mil.

Export-Import of agricultural products to/from CEFTA countries for



Direct payments 2014-2018, in €

Directs payments
and grants



In 2018, subsidies reached the amount of € 29.6 million, of which 90% was spent on:

- wheat,
- dairy cows,
- corn,
- vegetables,
- existing vineyards,
- bees,
- sheep and goats,
- existing orchards.

The budget planned for implementing the rural development program for 2018 was € 19 million.

The rural development program in 2018 consisted of the following measures:

